

CLUB
WALDEN

February 1, 2015

Dear Members,

From time to time Members ask for a newer, up to date, Member Directory. In the past, we have offered a print directory and it worked well for many years. But in today's world of technology and instant information, it does not seem to be the best approach for our membership. The day after the booklet is printed it becomes obsolete. People change their address, email address, phone number, or they leave the club area etc... We have always struggled with the fact that once we print the directory, it's old and out dated.

We are happy to announce that we have a new directory that will always remain current and up to date. The directory will be in the form of an online directory. It is very easy to use and your information, as well as fellow members, will always be up to date and will be accessible through our website.

To access the directory please go to: www.yourwalden.com. Click on "Club", and then click on "Member Directory"

The User Name is your membership number: (for the spouse/significant other the number ends in an s)
(example: 4653 or 4653s)

The Password is your last name: user name and password are case sensitive so please use lower case
(example: thoman)

After logging into the directory, you will be able to edit your information and update your picture (**in order to upload your picture you will need a newer browser such as Google Chrome. If you have difficulty uploading your picture, you can email your photo to Teena@yourwalden.com and she will upload your photo for you**) if you so desire. Anytime your information changes (you move, go to your winter home, change your email address, get married, etc...) you can make the change to the directory.

This should be a seamless experience for you. We hope you will use this new member enhancement and find it to be a great tool to stay connected to your fellow Members.

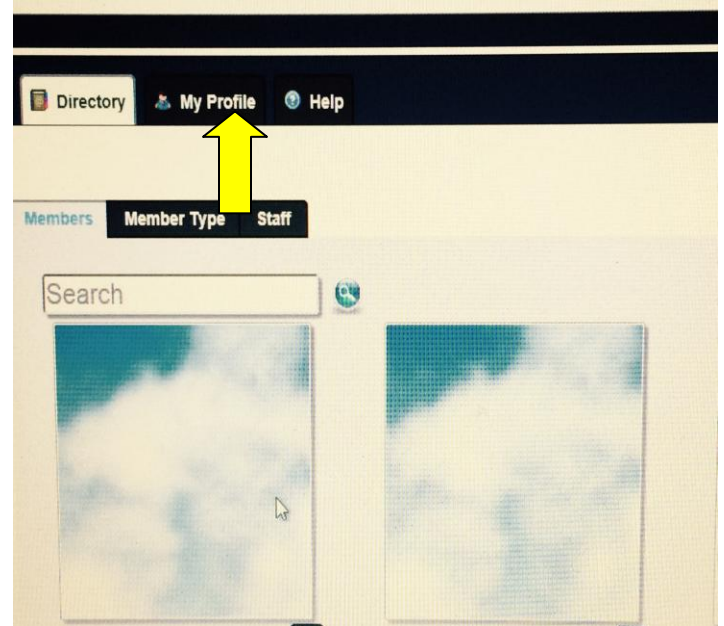
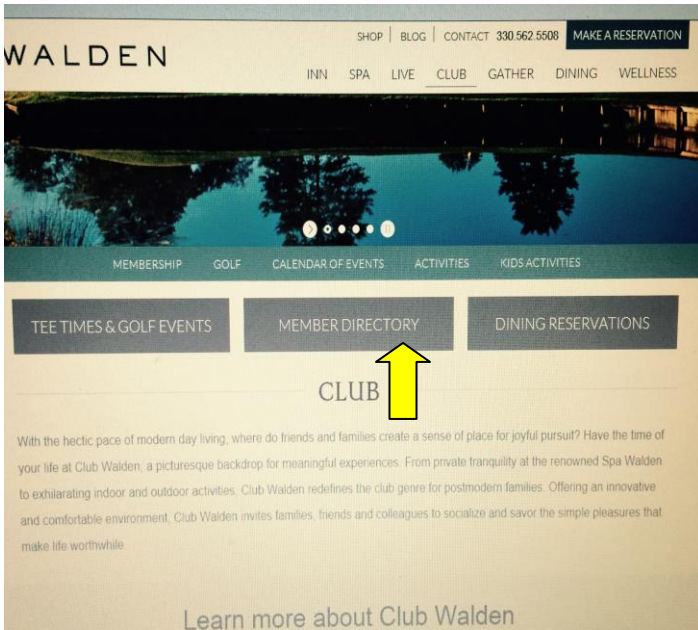
Should you need assistance, please contact Teena in the accounting department at 330-995-7151 or via email teena@yourwalden.com, or myself 330-995-3104 via email heather@yourwalden.com in the membership office. For you convenience we have added step by step screen shots on the back of this page.

We hope you enjoy this new service as we are always looking to enhance your Walden experience.

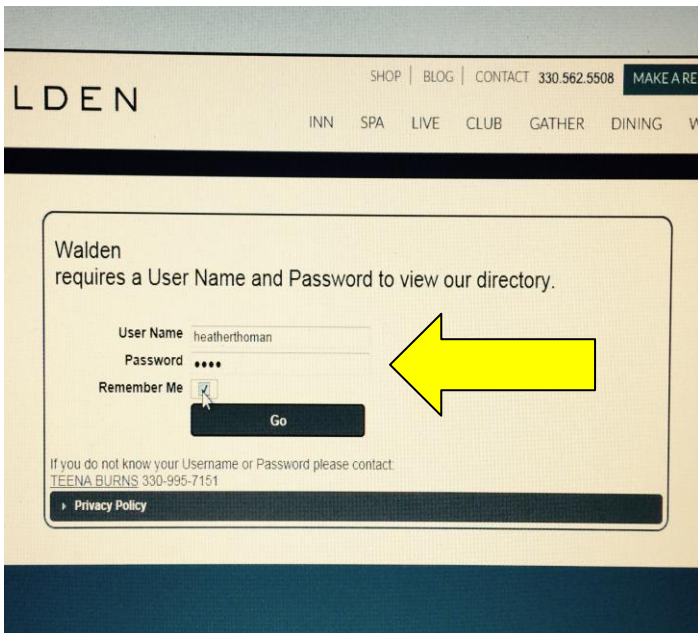
Regards,

Heather Thoman
Membership

Step 1 Go to <http://www.yourwalden.com/club/>

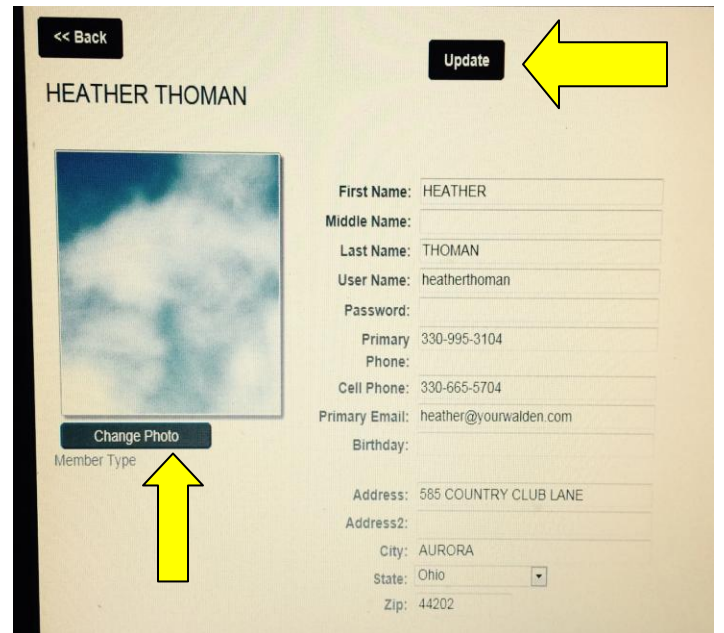


Step 2 Click on the Member Directory button which will take you to the login page



Step 3 Type in username and password and hit Go

Step 4 In the top left corner click on My Profile



Step 5 Edit your profile information and change your photo here (remember a new version browser is needed such as Google Chrome)

Make sure to click update when you are finished. Then click back